

**Duct sensor Humidity / Temperature**

For measuring the relative or absolute humidity and temperature in duct applications. Instead of the humidity signal, the enthalpy or the dewpoint can be selected as an output signal. NEMA 4X / IP65 rated enclosure.



5-year warranty


**Type Overview**

Type	Output signal active humidity	Output signal passive temperature
22DTH-53MB	4...20 mA	Pt1000
22DTH-53ME	4...20 mA	Ni1000 (JCI)
22DTH-53ML	4...20 mA	NTC10k (10k2)
22DTH-53MM	4...20 mA	NTC10k3 (Precon)
22DTH-53MQ	4...20 mA	NTC20k

**Technical data**

<b>Electrical Data</b>	Nominal voltage	DC 24 V
	Nominal voltage range	DC 13.5...26.4 V
	Power consumption DC	1 W
	Electrical connection	Pluggable spring loaded terminal block max. 2.5 mm <sup>2</sup>
	Cable entry	Cable gland with strain relief Ø6...8 mm (1/2" NPT conduit adapter included)
<b>Functional Data</b>	Sensor Technology	polymer capacitive sensor with stainless steel wire mesh
	Application	air
	Current output	1x 4...20 mA, max. resistance 500 Ω
	Output signal passive temperature	Pt1000 Ni1000 (JCI) NTC10k (10k2) NTC10k3 (Precon) NTC20k
	<b>Measuring Data</b>	Measured values
Measuring range humidity		0...100% RH non-condensing
Measuring range temperature		passive sensor: -30...160°F [-35...70°C]
Measuring range absolute humidity		adjustable at the transducer: 0...50 g/m <sup>3</sup> (default setting) 0...80 g/m <sup>3</sup>
Measuring range enthalpy		0...85 kJ/kg
Measuring range dew point		adjustable at the transducer: 40...140°F [0...50°C] (default setting) 0...200°F [-20...80°C]
Accuracy humidity		±2% between 0...80% RH @ 77°F [25°C]

<b>Measuring Data</b>	Accuracy temperature passive	Passive sensors depending on used type Pt.. : $\pm 0.5^{\circ}\text{F}$ @ $32^{\circ}\text{F}$ [ $\pm 0.3^{\circ}\text{C}$ @ $0^{\circ}\text{C}$ ] Ni.. : $\pm 0.7^{\circ}\text{F}$ @ $32^{\circ}\text{F}$ [ $\pm 0.4^{\circ}\text{C}$ @ $0^{\circ}\text{C}$ ] NTC.. : $\pm 0.35^{\circ}\text{F}$ @ $77^{\circ}\text{F}$ [ $\pm 0.2^{\circ}\text{C}$ @ $25^{\circ}\text{C}$ ]
	Long-term stability	$\pm 0.3\%$ RH p.a. @ $70^{\circ}\text{F}$ [ $21^{\circ}\text{C}$ ] @ 50% RH
	Time constant $\tau$ (63%) in air duct	Relative humidity: typical 10 s @ 3 m/s Temperature: typical 136 s @ 3 m/s
<b>Materials</b>	Cable gland	PA6, black
	Housing	Cover: PC, orange Bottom: PC, orange Seal: NBR70, black UV resistant
<b>Safety Data</b>	Protection class IEC/EN	III, Safety Extra-Low Voltage (SELV)
	Power source UL	Class 2 Supply
	Degree of protection IEC/EN	IP65
	Degree of protection NEMA/UL	NEMA 4X
	Enclosure	UL Enclosure Type 4X
	EU Conformity	CE Marking
	Certification IEC/EN	IEC/EN 60730-1
	Quality Standard	ISO 9001
	UL Approval	cULus acc. to UL60730-1A/-2-9/-2-13, CAN/CSA E60730-1/-2-9
	Type of action	Type 1
	Rated impulse voltage supply	0.8 kV
	Installation method	Independently mounted control
	Pollution degree	3
	Ambient humidity	Max. 95% RH, non-condensing
	Ambient temperature	$-35...50^{\circ}\text{C}$ [ $-30...122^{\circ}\text{F}$ ]
	Fluid humidity	short-term condensation permitted
Fluid temperature	$-40...175^{\circ}\text{F}$ [ $-40...80^{\circ}\text{C}$ ]	
Operating condition airflow	max. 40 ft/s [12 m/s]	

**Safety Notes**


This device has been designed for use in stationary heating, ventilation and air-conditioning systems and must not be used outside the specified field of application. Unauthorized modifications are prohibited. The product must not be used in relation with any equipment that in case of a failure may threaten humans, animals or assets.

Ensure all power is disconnected before installing. Do not connect to live/operating equipment.

Only authorized specialists may carry out installation. All applicable legal or institutional installation regulations must be complied during installation.

The device contains electrical and electronic components and must not be disposed of as household refuse. All locally valid regulations and requirements must be observed.

**Remarks**
**General Remarks Concerning Sensors**

Sensing devices with a transducer should always be operated in the middle of the measuring range to avoid deviations at the measuring end points. The ambient temperature of transducer electronics should be kept constant. The transducers must be operated at a constant supply voltage ( $\pm 0.2$  V). When switching the supply voltage on/off, onsite power surges must be avoided.

**Build-up of self-heating by electrical dissipative power**

Temperature sensors with electronic components always have a dissipative power which affects the temperature measurement of the ambient air. The dissipation in active temperature sensors shows a linear increase with rising operating voltage. The dissipative power should be taken into account when measuring temperature.

In case of a fixed operating voltage ( $\pm 0.2$  V), this is normally done by adding or reducing a constant offset value. As Belimo transducers work with a variable operating voltage, for reasons of production engineering only one operating voltage can be taken into consideration. Transducers 0...10 V / 4...20 mA have a standard setting at an operating voltage of DC 24 V. This means that at this voltage, the expected measuring error of the output signal will be the least. For other operating voltages, the offset error will be increased by a changing power loss of the sensor electronics.

If a readjustment directly at the active sensor should be necessary during later operation, this can be done with the following adjustment methods.

- For sensors with NFC or dongle with the corresponding Belimo app
- For sensors with a trimming potentiometer on the sensor board
- For bus sensors via bus interface with a corresponding software variable

**Application notice for humidity sensors**

Refrain from touching the sensitive humidity sensor element. Touching the sensitive surface will void warranty.

When exposed to harsh environmental conditions such as high ambient temperature and/or high levels of humidity, or presence of aggressive gases (i.e. chlorine, ozone, ammonia), the sensor element may be affected and readings may be outside the specified accuracy. Replacement of deteriorated humidity sensors due to harsh environmental conditions is not covered by the general warranty.

The sensor shows best performance when operated within recommended normal temperature range of 5...60°C and humidity range of 20...80% RH. Long-term exposure to conditions outside normal range, especially at high humidity, may temporarily offset the humidity signal (e.g. +3% RH after 60h kept at >80% RH). After returning into the normal temperature and humidity range, the sensor will slowly come back to calibration state by itself.

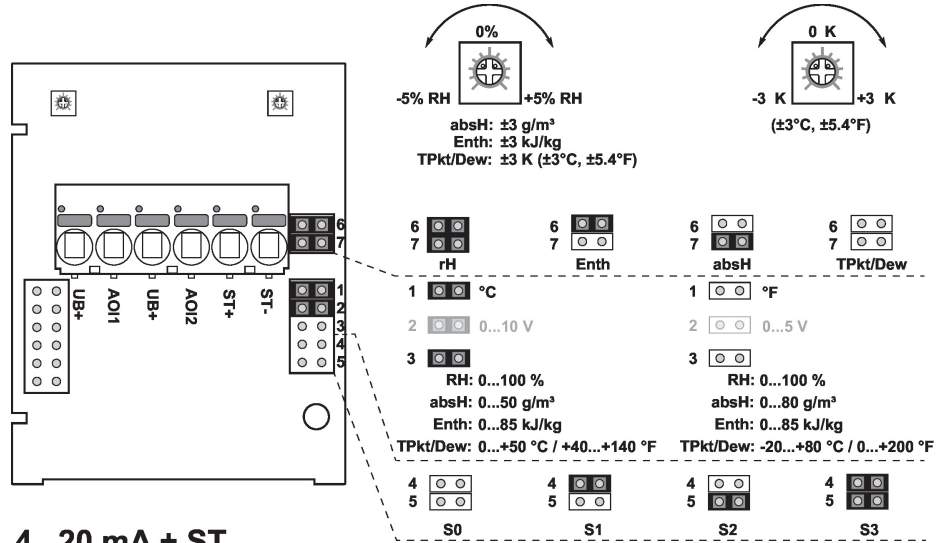
**Scope of delivery**

Scope of delivery	Description	Type
	Mounting flange for duct sensor 19.5 mm, up to max. 120°C [248°F], Plastic	A-22D-A34
	1/2" NPT conduit adapter	

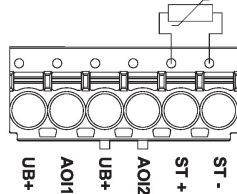
**Accessories**

Optional accessories	Description	Type
	Replacement filter sensor probe tip, wire mesh, Stainless steel	A-22D-A06

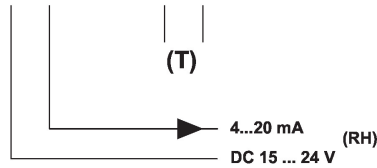
Wiring Diagram



**4...20 mA + ST**

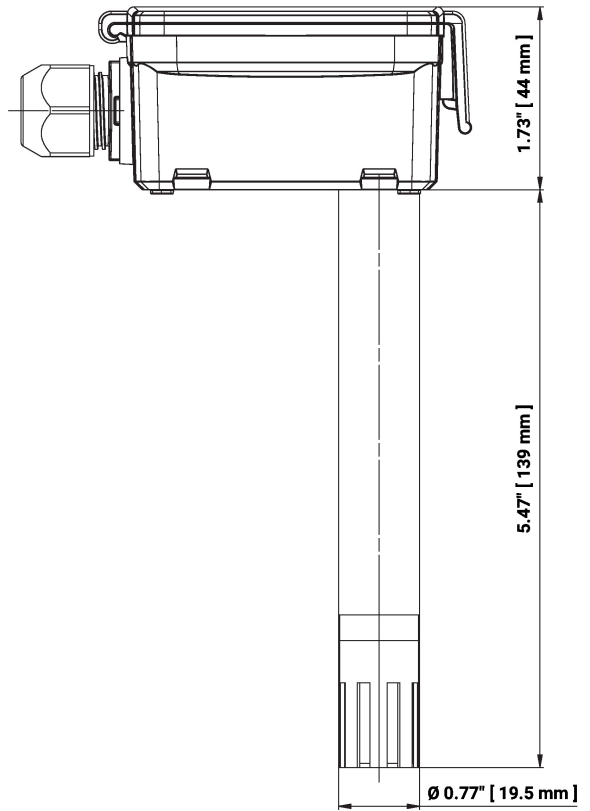
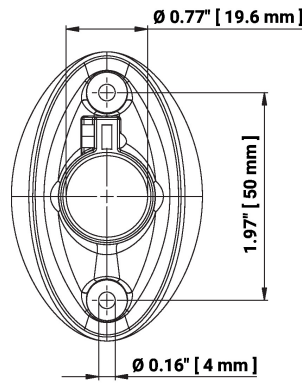
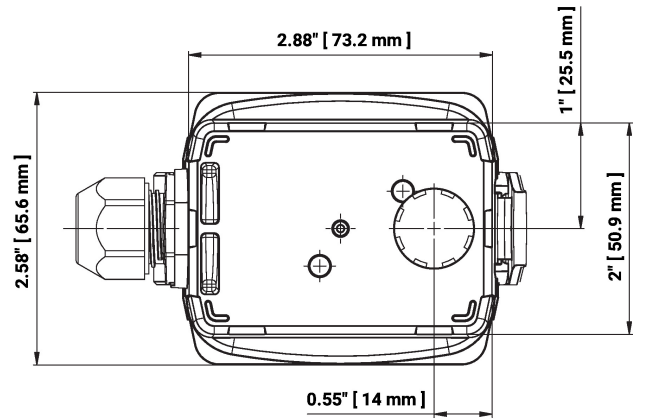


- rH Relative humidity
- absH Absolute humidity
- Enth Enthalpy
- TPkt/Dew Dew point



Connectors ST+ / ST- are only used for sensor types which additionally have a passive resistance sensor element for temperature measurement.  
 The adjustment of the measuring ranges is made by changing the bonding jumpers.  
 The output value in the new measuring range is available after 2 seconds.

Dimensions



Type	Probe length	Weight
22DTH-53MB	5.5" [140 mm]	0.31 lb [0.14 kg]
22DTH-53ME	5.5" [140 mm]	0.31 lb [0.14 kg]
22DTH-53ML	5.5" [140 mm]	0.31 lb [0.14 kg]
22DTH-53MM	5.5" [140 mm]	0.31 lb [0.14 kg]
22DTH-53MQ	5.5" [140 mm]	0.31 lb [0.14 kg]