

Linear actuator for factory installation in an equipment in technical building installations

- Actuating force 50 N
- Nominal voltage AC 100...240 V
- Control On/Off, Floating point
- Length of Stroke Max. 60 mm, adjustable in 1 mm increments


Technical data

Electrical data	Nominal voltage	AC 100...240 V
	Nominal voltage frequency	50/60 Hz
	Nominal voltage range	AC 85...265 V
	Power consumption in operation	2 W
	Power consumption in rest position	1.5 W
	Power consumption for wire sizing	4.5 VA
	Connection supply / control	Connector Plug (Cable-side connector socket not included in scope of delivery)
	Connection plug	Molex Mini-Fit Jr. 39303035
	Parallel operation	Yes (note the performance data)
Functional data	Actuating force motor	50 N
	Direction of motion motor	by electrical installation
	Manual override	No
	Stroke	60 mm
	Length of Stroke	Max. 60 mm, adjustable in 1 mm increments
	Stroke limitation	can be limited on both sides with mechanical end stops adjustable in 1 mm increments between 30...60mm
	Running Time (Motor)	122 s / 100 mm
	Running time motor note	corresponds to 74 s / 60 mm
	Noise level, motor	35 dB(A)
Safety data	Protection class IEC/EN	0, basic insulation
	Degree of protection IEC/EN	IP20
	EMC	CE according to 2014/30/EU
	Low voltage directive	CE according to 2014/35/EU
	Certification IEC/EN	IEC/EN 60730-1 and IEC/EN 60730-2-14
	Mode of operation	Type 1
	Rated impulse voltage supply / control	2.5 kV
	Pollution degree	2
	Ambient temperature	-22...122°F [-30...50°C]
	Storage temperature	-40...176°F [-40...80°C]
	Ambient humidity	Max. 95% RH, non-condensing
	Servicing	maintenance-free
	Weight	Weight

Safety notes



- This device has been designed for use in stationary heating, ventilation and air-conditioning systems and must not be used outside the specified field of application, especially in aircraft or in any other airborne means of transport.
- The device is not designed for applications where chemical influences (gases, fluids) are present or for utilization in corrosive environments in general.
- The device is considered a component and intended for installation in an equipment at the factory. The required protection against accidental contact with live parts must be provided by the damper or system manufacturer.
- Only authorized specialists may carry out installation. All applicable legal or institutional installation regulations must be complied during installation.
- The device may only be opened at the manufacturer's site. It does not contain any parts that can be replaced or repaired by the user.
- The plug connections may only be used according to the installation instructions. The Molex plug connection has a mandatory locking mechanism that prevents unintentional disconnection. Operating the locking mechanism and the entire plug connection under voltage is not permitted.
- To calculate the actuating force required for air dampers and slide valves, the specifications supplied by the damper manufacturers concerning the cross section, the design, the installation situation and the ventilation conditions must be observed.
- The device contains electrical and electronic components and must not be disposed of as household refuse. All locally valid regulations and requirements must be observed.

Product features

- Simple direct mounting** The actuator can be directly connected with the application using the enclosed screws. The head of the gear rod is connected to the moving part of the ventilation application individually on the mounting side.
- High functional reliability** The actuator is overload protected, requires no limit switches and automatically stops when the end stop is reached.
- Restriction 3-point controller**
 - For applications with 3-point open-loop control, a minimum pulse length of 1 sec. is recommended to increase position accuracy.
 - For applications with 3-point closed-loop control, a pulse length of 0.5 sec. is possible to reduce oscillation.

Accessories

Mechanical accessories	Description	Type
	End stop clip, Multipack 20 pcs.	Z-ESUH
	Protective covering, Multipack 20 pcs.	Z-PCUM

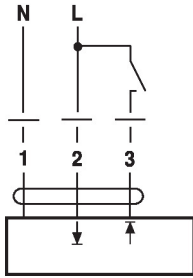
Electrical installation



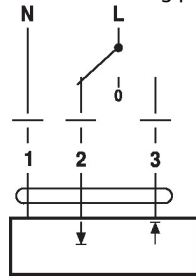
Caution: Power supply voltage!
Parallel connection of other actuators possible. Observe the performance data.
Cable-side connector socket is not included in scope of delivery
The plug connections may only be used according to the installation instructions. The Molex plug connection has a mandatory locking mechanism that prevents unintentional disconnection. Operating the locking mechanism and the entire plug connection under voltage is not permitted.

Wiring diagrams

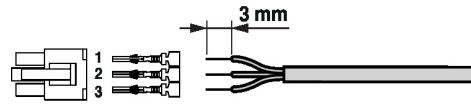
AC 230 V, on/off



AC 230 V, floating point



Molex PN 39014030 / 39000039 (0.5...1.0 mm²)



Installation notes



If a rotary support and/or coupling piece is used, losses in the actuation force losses are to be expected.

Applications without transverse forces

The linear actuator is screwed directly to the housing at two points. Afterwards, the head of the gear rod is fastened to the moving part of the ventilation application (e.g. damper or slide valve).

Dimensions

